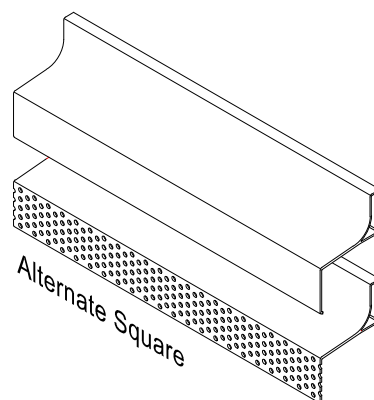
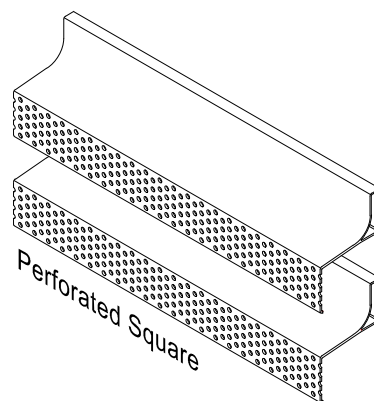
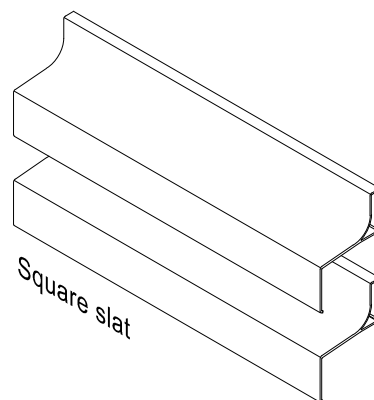
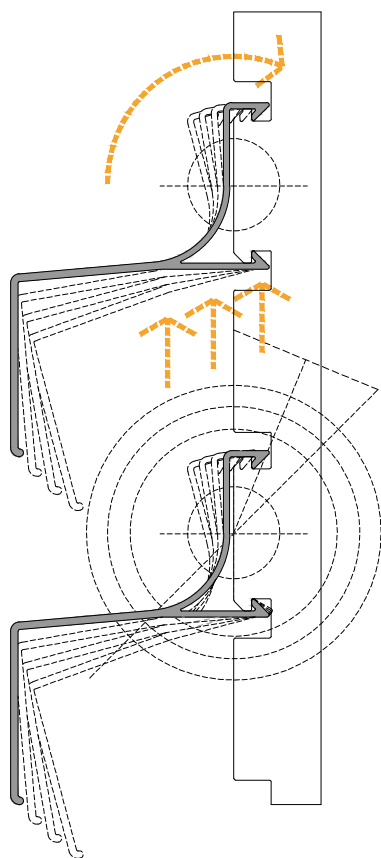


# SQUARE

SNAP-ON SYSTEM

Page 01-07



Technical department Simpleyfácil®  
Specification workshop

Project:  
Location:  
Authorization:

Revision:  
Revision:

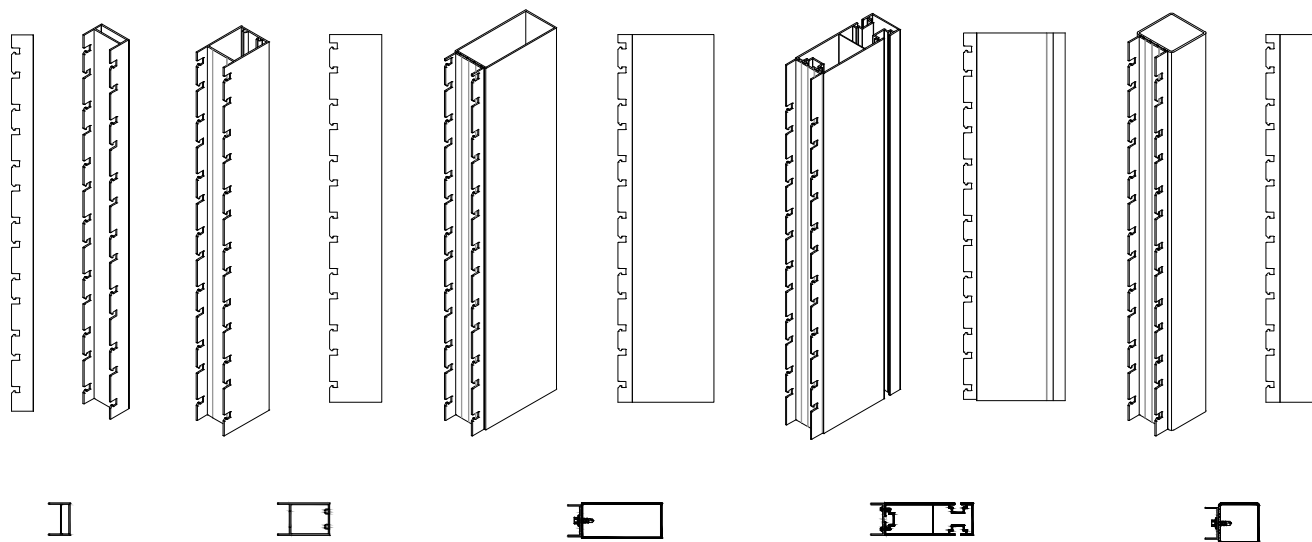
Date: September 2020  
Dimensions: mm. (in.)



# SQUARE

## SELECTION OF SUPPORTS ACCORDING TO THE SEPARATION BETWEEN ANCHORS

Page 02-07



Option **(A)**  
Die cut C1-C3

Option **(B)**  
Die cut C1-C3

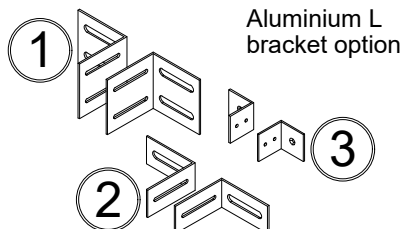
Option **(C)**  
Die cut C1-C3

Option **(D)**  
Die cut C1-C3

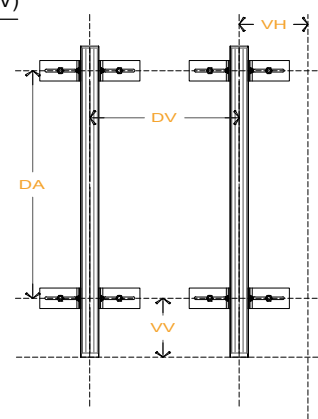
Option **(E)**  
Die cut C1-C3

### Distances for installation of structural supports

Nm	Structural support options	Maximum distance (DA)	Maximum distance (DV)
A	Basic RM profile, wall covering	1300 mm. (51.18 in.)	1300 mm. (51.18 in.)
B	(T) support with die cut area 65X40 (2.55x1.57 in.)	2200 mm. (86.61 in.)	1300 mm.
C	Basic support with adapter profile 100X44 (3.93x1.73 in.)	3300 mm. (129.92 in.)	1300 mm.
D	Basic facade support with adapter profile 110X40 (4.33x1.57 in.)	4000 mm. (157.48 in.)	1300 mm.
E	Adapter profile anchored to construction site	>4000 mm.	1300 mm.
1	Aluminium L bracket 4 x 4 x 1/4"		
2	Aluminium L bracket 2 X 4 x 1/4"		
3	Aluminium L bracket 2 X 2 x 1/4"		



Aluminium L  
bracket option



Nm Structural support options

DA Maximum distance between anchors of brackets

DV Maximum distance between structural supports

VV Maximum vertical cantilever (support) 500 mm. (19.65 in.)

VH Maximum horizontal cantilever (slat) 200 mm. (7.87 in.)

Technical department Simpleyfacil®

Specification workshop

Project:

Location:

Authorization:

Revision:

Revision:

Date: September 2020

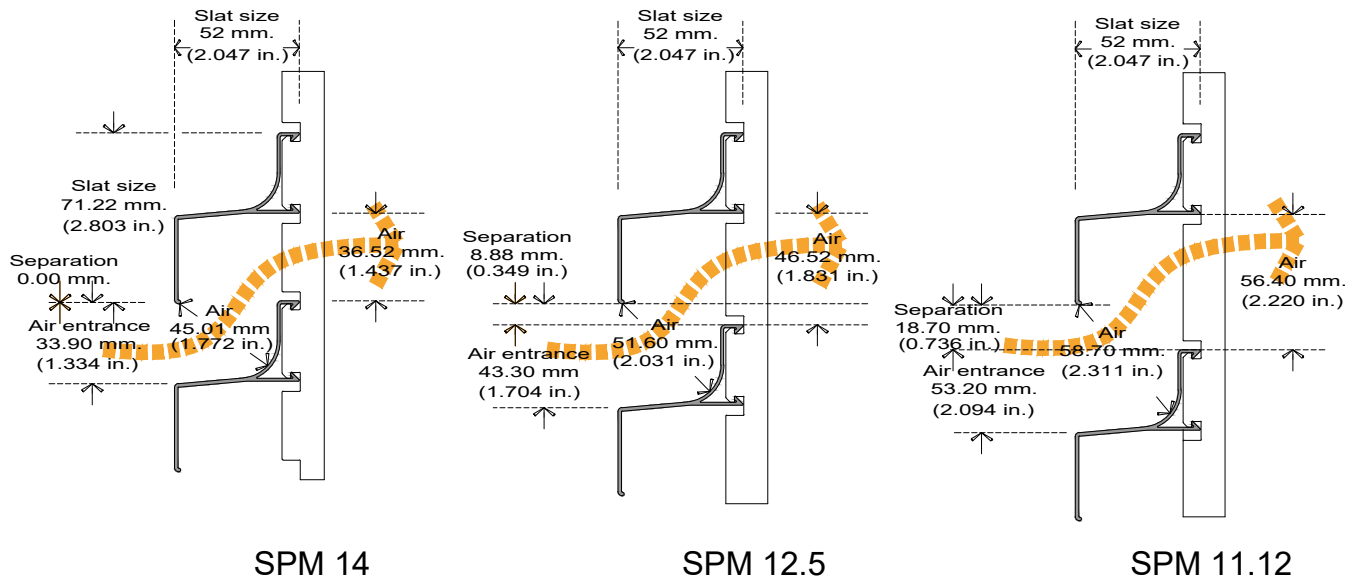
Dimensions: mm. (in.)

**simple**  
**architectural®**  
by simpleyfacil

# SQUARE

## SPECIFICATION PARAMETERS AND TEST

Page 03-07



### Number of slats per meter (SPM)

	14.00	12.50	11.12
Clearance between slats	0.00 mm.	8.78 mm. (0.345 in.)	18.70 mm. (0.736 in.)
Free area ( % )	44.07%	53.49%	57.07%
Wind load resistance	>249 k/h (5455 Pa)		Category 5
Water infiltration ( % )	3.89%	N.T	N.T
Air pressure drop ( K value)	1.49	N.T	N.T
Thermal resistance (R value)	N.T	N.T	N.T
Thermal transmittance (U value)	N.T	N.T	N.T
Emittance according to ASTM C 1371 / Clear anodized an raw aluminium	N.T	0.645	N.T
Reflectance according to ASTM C 1549 / Clear anodized and raw aluminium	N.T	0.759	N.T
Accelerated aging to ASTM G151 / Clear anodized an raw aluminium	N.T	N.T	N.T

Extruded aluminium alloy 6063, tempering T5, post-consumption content 51.60%, pre-consumption content 13.70% Snap-on anchored slats to vertical supports, without screws to avoid risk of oxidation

\*N.T: Test not performed



The results of the tests or calculations contemplated in this technical sheet, have the recognition of the Valor Aমেবেক program, endorsed by the Asociación Mexicana de Ventanas y Cerramientos A.C. You can scan the QR code to verify its integrity and validity.

Technical department Simpleyfacil®  
Specification workshop

Revision:  
Revision:

Project:  
Location:  
Authorization:

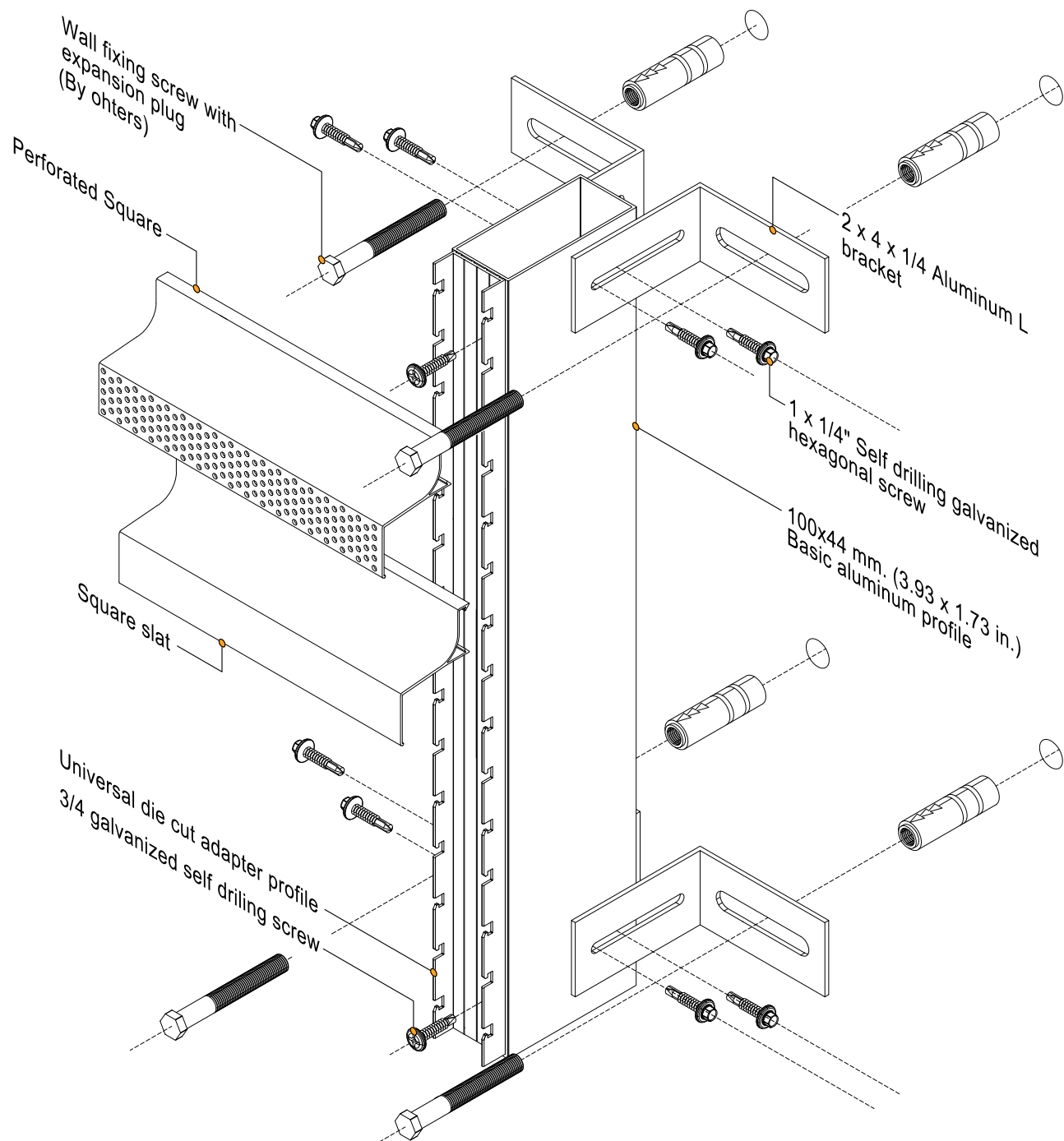
Date: September 2020  
Dimensions: mm. (in.)



# SQUARE

ANCHORING TO SLABS WITH STRUCTURAL SUPPORT 100 X 44 mm. (3.93X1.73 in.)

Page 04-07



Technical department Simpleyfácil®  
Specification workshop

Project:  
Location:  
Authorization:

Revision:  
Revision:

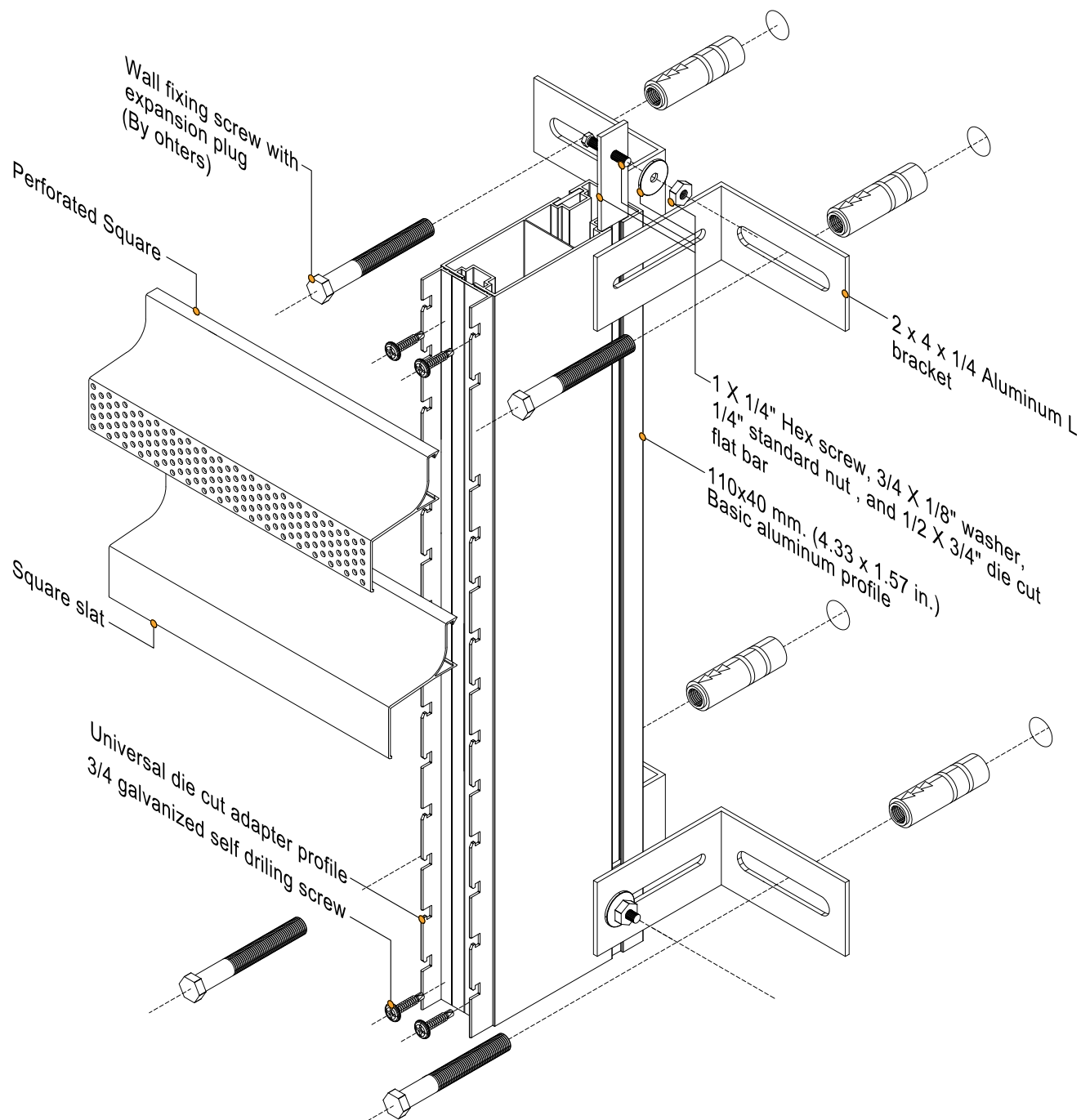
Date: September 2020  
Dimensions: mm. (in.)

**simple**  
**architectural®**  
by simpleyfácil

# SQUARE

ACHORING TO SLABS WITH STRUCTURAL SUPPORT 110 X 40 mm. (4.33X1.57 in.)

Page 05-07



Technical department Simpleyfácil®  
Specification workshop

Project:  
Location:  
Authorization:

Revision:  
Revision:

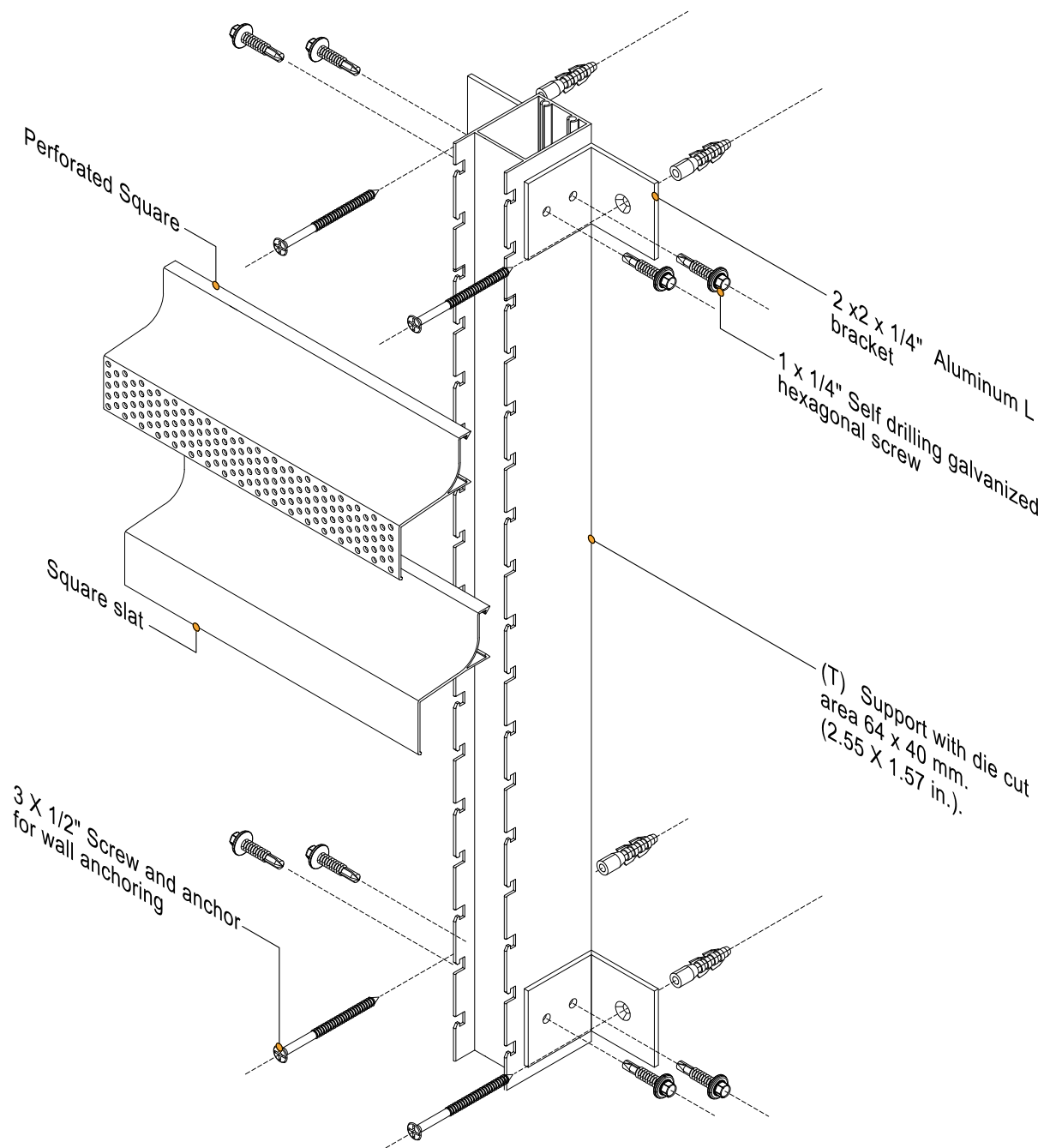
Date: September 2020  
Dimensions: mm. (in.)

**simple**  
**architectural®**  
by simpleyfácil

# SQUARE

ANCHORAGE TO SUB STRUCTURE WITH STRUCTURAL SUPPORT  
(T) 65 X 40 mm. (2.55 X 1.57 in.)

Page 06-07



Technical department Simpleyfácil®  
Specification workshop

Project:  
Location:  
Authorization:

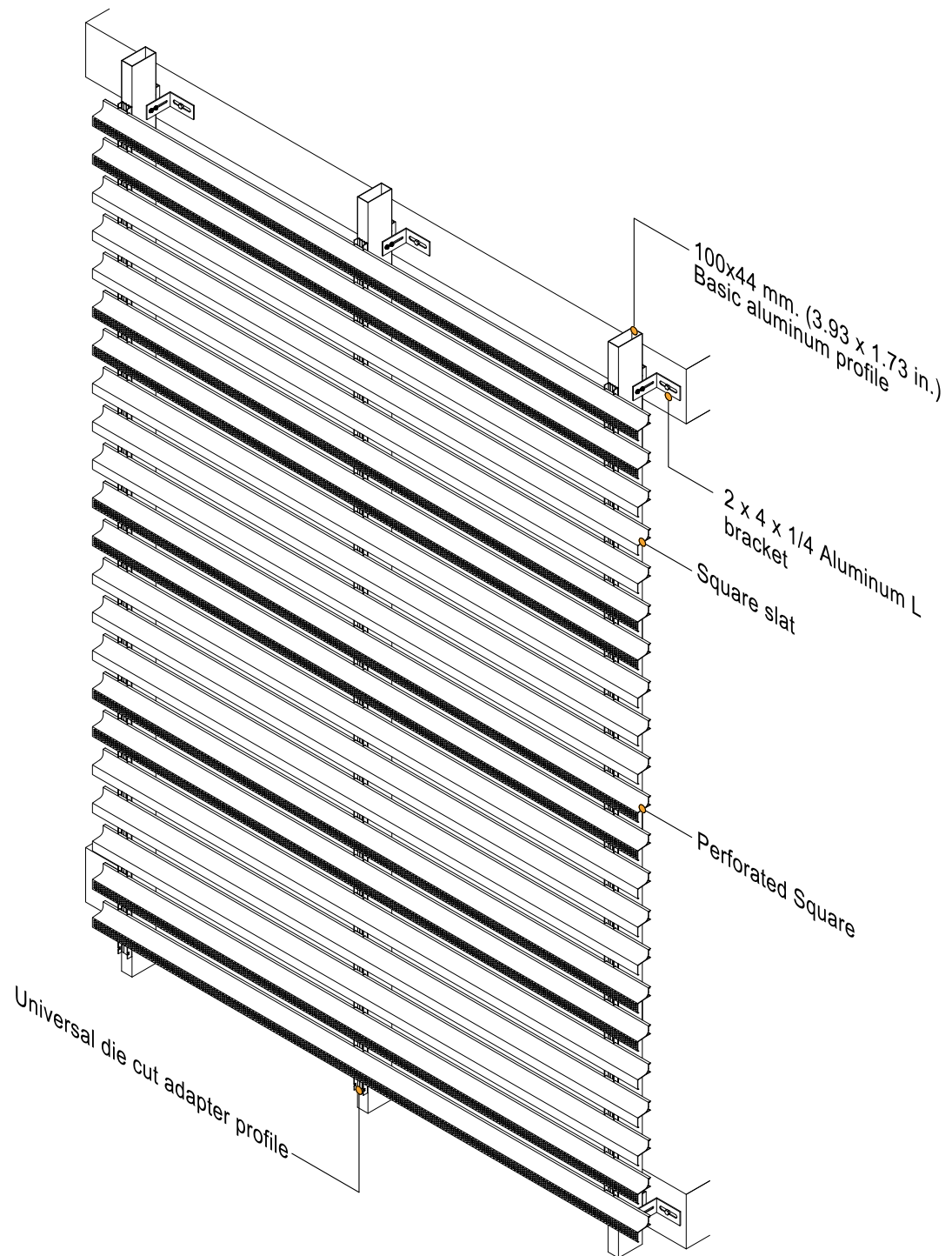
Revision:  
Revision:  
Date: September 2020  
Dimensions: mm. (in.)

**simple**  
**architectural®**  
by simpleyfácil

# SQUARE

DYNAMIC VENTILATED FACADE PROPOSAL

Page 07-07



Technical department Simpleyfacil®  
Specification workshop

Project:  
Location:  
Authorization:

Revision:  
Revision:  
Date: September 2020  
Dimensions: mm. (in.)

 **simple**  
**architectural®**  
by simpleyfacil