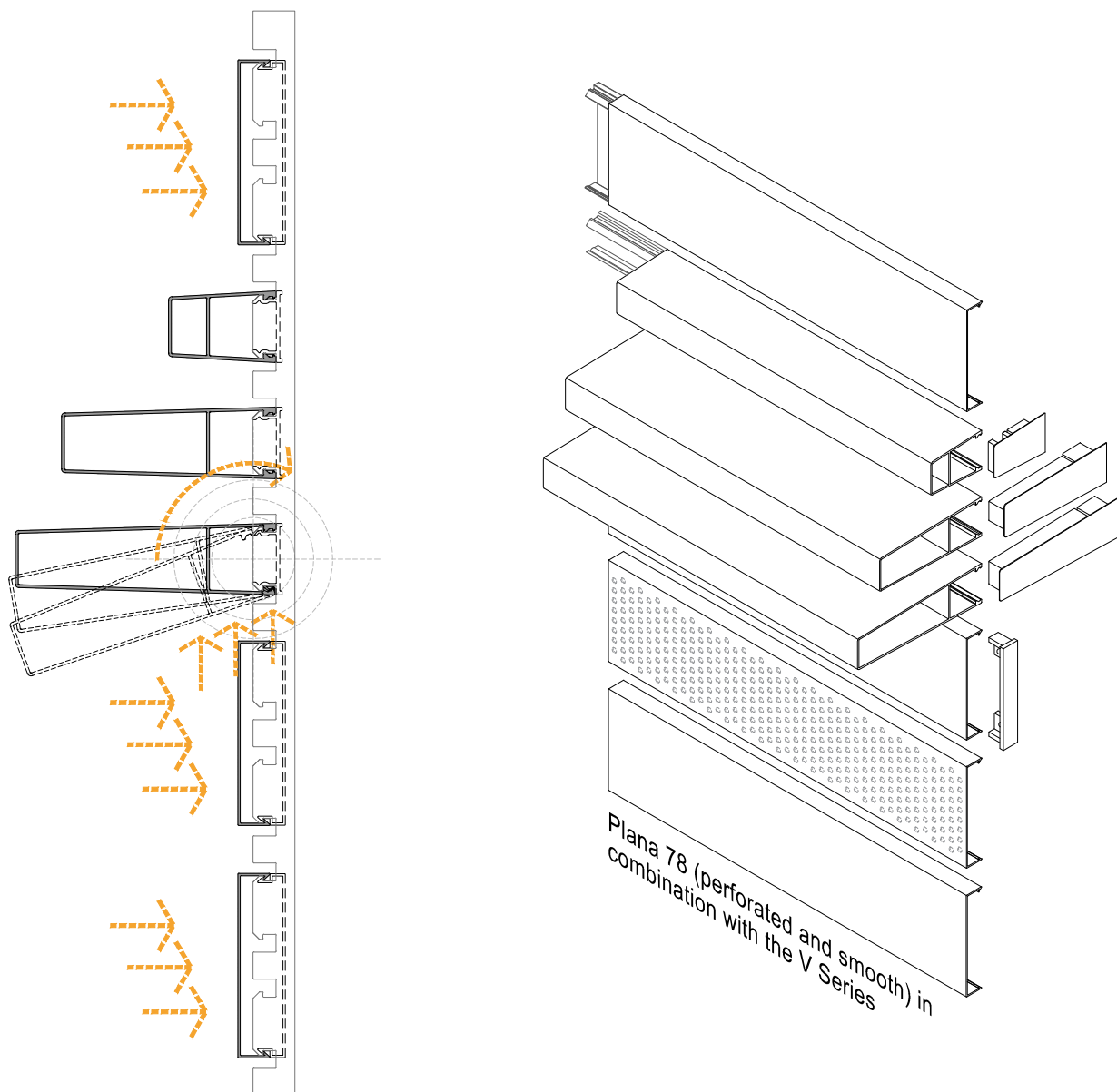


EASYWALL FACADE

SNAP-ON SYSTEM, COMBINATION OF PLANA 78 WITH V SERIES

Page 01-07



Technical department Simpleyfácil®
Specification workshop

Project:
Location:
Authorization:

Revision:
Revision:

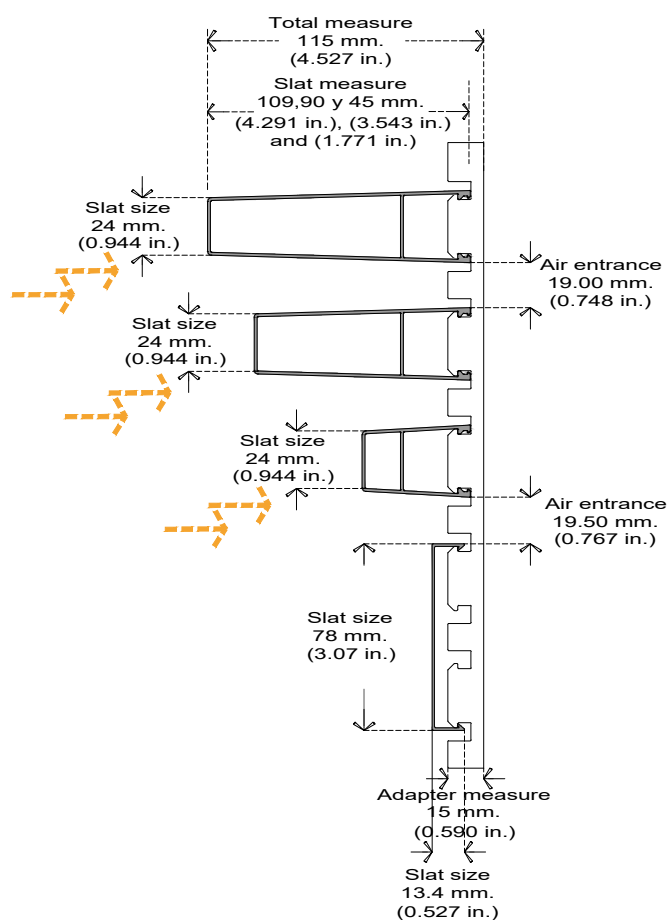
Date: September 2020
Dimensions: mm. (in.)

 **simple**
architectural®
by simpleyfácil

EASYWALL FACADE

DETAIL PLANA 78 IN COMBINATION WITH THE V SERIES

Page 02-07



Technical department Simpleyfácil®

Specification workshop

Project:

Location:

Authorization:

Revision:

Revision:

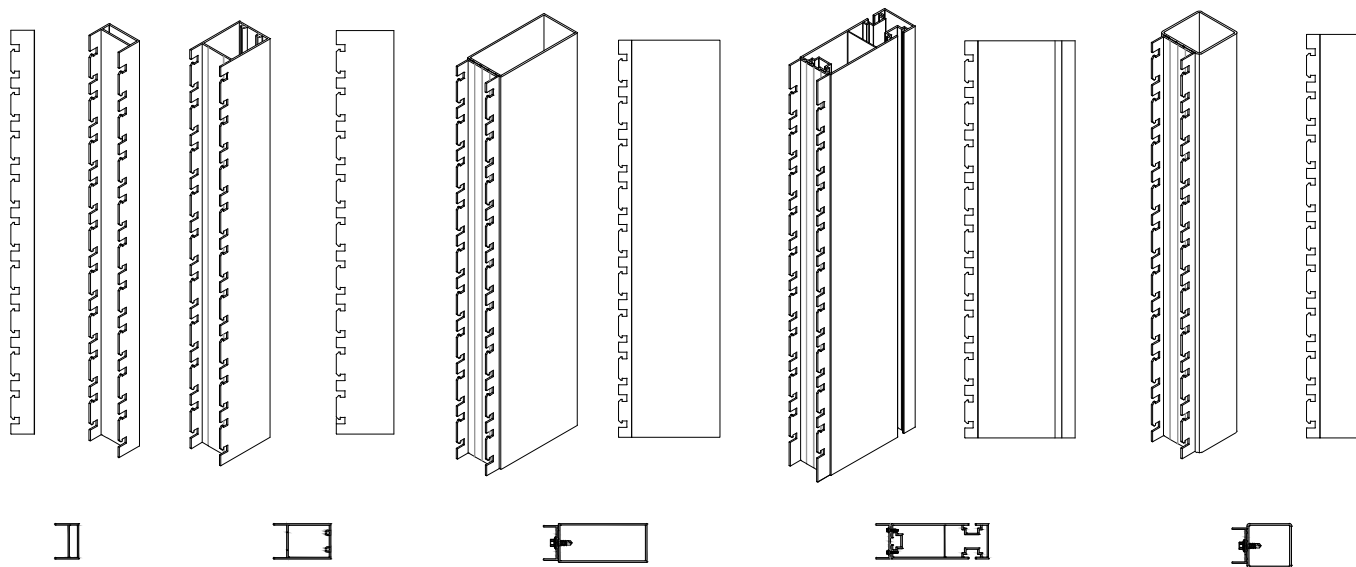
Date: September 2020

Dimensions: mm. (in.)

EASYWALL FACADE

SELECTION OF SUPPORTS ACCORDING TO THE SEPARATION BETWEEN ANCHORS
PLANA 78 IN COMBINATION WITH V SERIES

Page 03-07

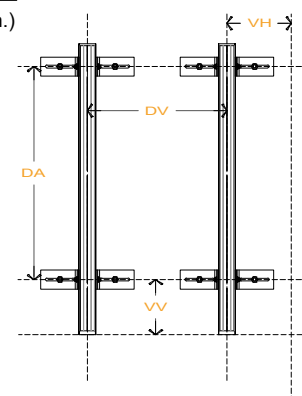
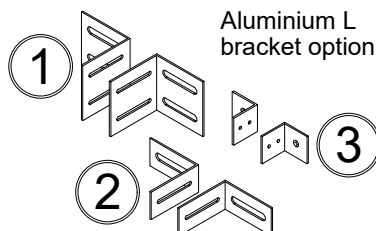


Option **A** Die cut V1 Option **B** Die cut V1 Option **C** Die cut V1 Option **D** Die cut V1 Option **E** Die cut V1

Distances for installation of structural supports

Nm	Structural support options	Maximum distance (DA)	Maximum distance (DV)
A	Basic RM profile, wall covering	1300 mm. (51.18 in.)	1000 mm. (39.37 in.)
B	(T) support with die cut area 65X40 (2.55x1.57 in.)	2200 mm. (86.61 in.)	1000 mm.
C	Basic support with adapter profile 100X44 (3.93x1.73 in.)	3300 mm. (129.92 in.)	1000 mm.
D	Basic facade support with adapter profile 110X40 (4.33x1.57 in.)	4000 mm. (157.48 in.)	1000 mm.
E	Adapter profile anchored to construction site	>3300 mm. (129.92 in.)	1000 mm.
1	Aluminium L bracket 4 x 4 x 1/4"		
2	Aluminium L bracket 2 X 4 x 1/4"		
3	Aluminium L bracket 2 X 2 x 1/4"		

Nm Structural support options
 DA Maximum distance between anchors of brackets
 DV Maximum distance between structural supports
 VV Maximum vertical cantilever (support) 500 mm. (19.65 in.)
 VH Maximum horizontal cantilever (slat) 200 mm. (7.87 in.)



Technical department Simpleyfacil®
 Specification workshop

Revision:
 Revision:

Project:
 Location:
 Authorization:

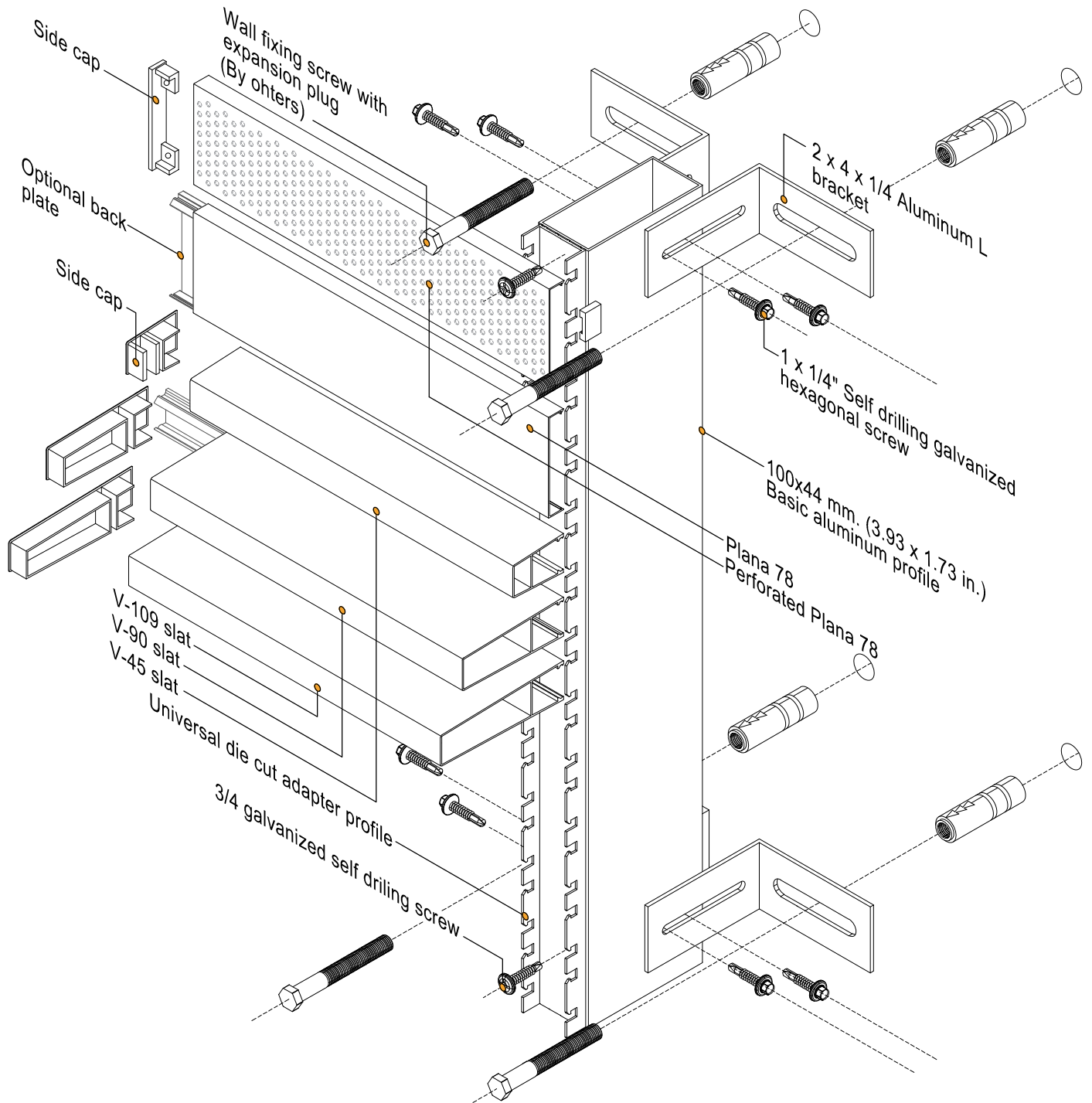
Date: September 2020
 Dimensions: mm. (in.)

simple
architectural®
 by simpleyfacil

EASYWALL FACADE

ANCHORING TO SLABS WITH STRUCTURAL SUPPORT 100 X 44 mm. (3.93X1.73 in.)
 PLANA 78 (PERFORATED AND SMOOTH) IN COMBINATION WITH V SERIES

Page 04-07



Technical department Simpleyfácil®
 Specification workshop

Revision:
 Revision:

Project:
 Location:
 Authorization:

Date: September 2020
 Dimensions: mm. (in.)

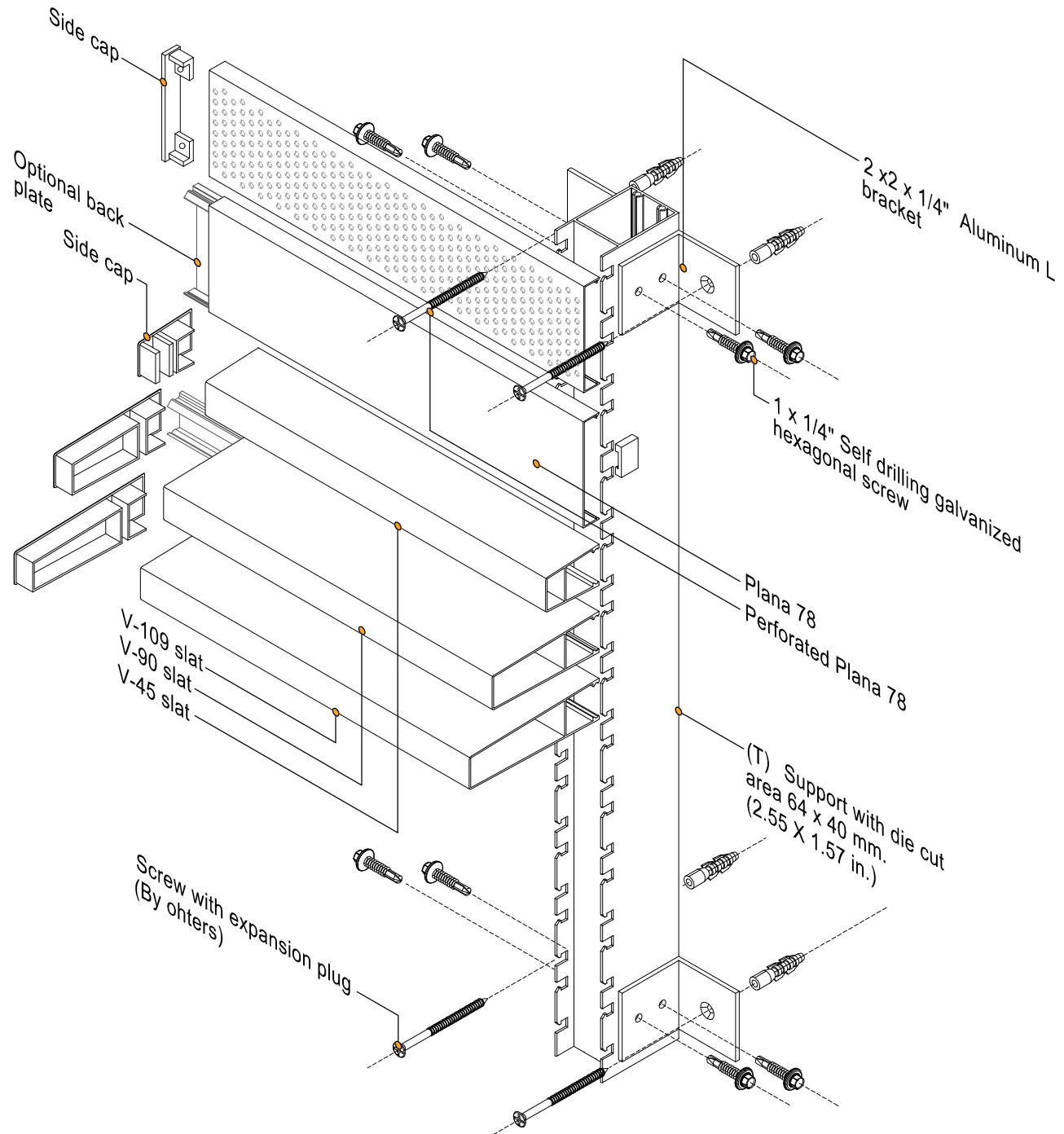
simple
architectural®
 by simpleyfácil

EASYWALL FACADE

ANCHORAGE TO SUB STRUCTURE WITH STRUCTURAL SUPPORT

Page 05-07

(T) 65 X 40 mm. (2.55 X 1.57 in.) PLANA 78 (PERFORATED AND SMOOTH) IN COMBINATION WITH V SERIES



Technical department Simpleyfácil®
Specification workshop

Revision:
Revision:

Project:
Location:
Authorization:

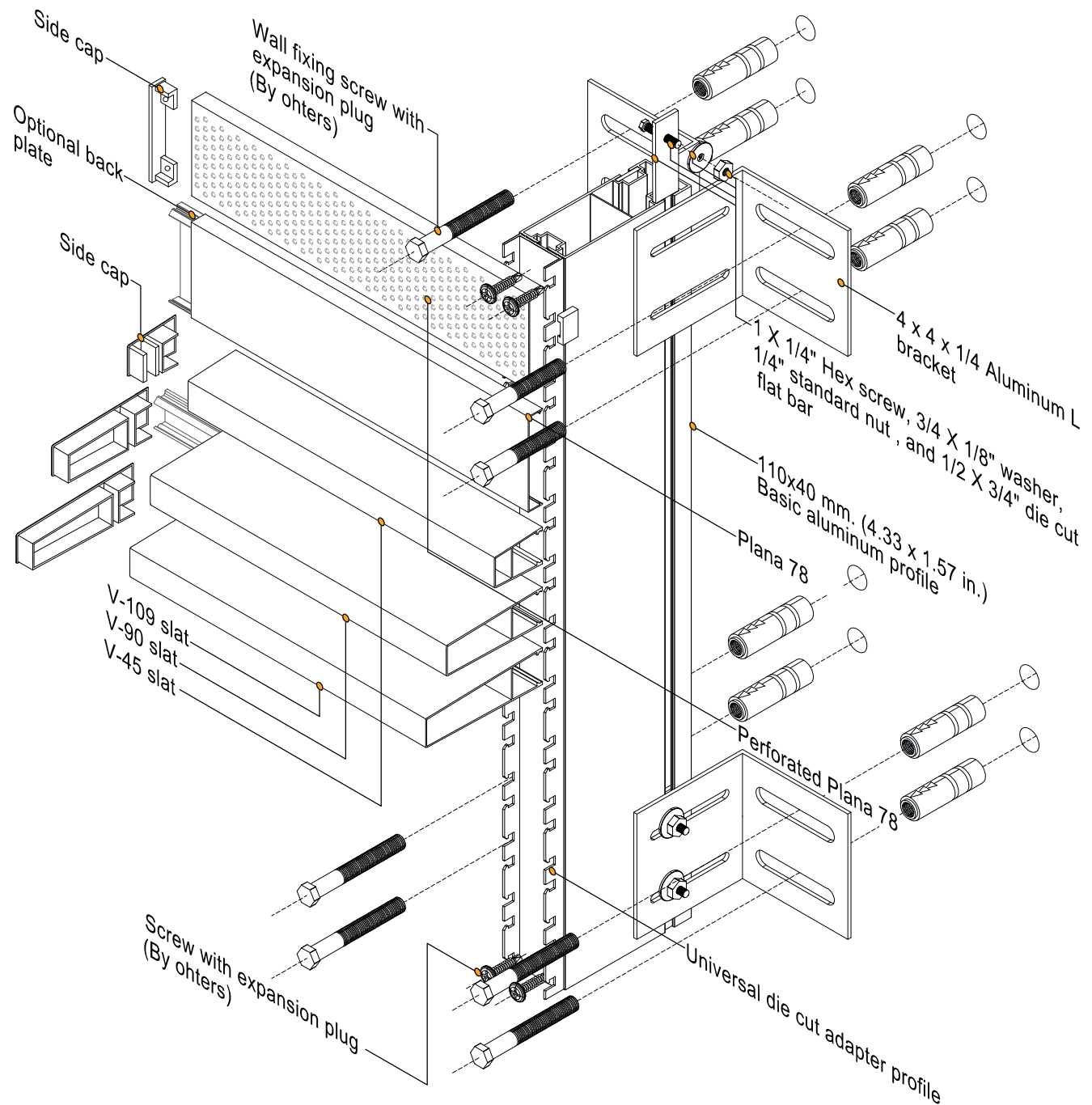
Date: September 2020
Dimensions: mm. (in.)

simple
architectural®
by simpleyfácil

EASYWALL FACADE

ACHORING TO SLABS WITH STRUCTURAL SUPPORT 110 X 40 mm. (4.33X1.57 in.)
PLANA 78 (PERFORATED AND SMOOTH) IN COMBINATION WITH V SERIES

Page 06-07



Technical department Simpleyfácil®
Specification workshop

Revision:
Revision:

Project:
Location:
Authorization:

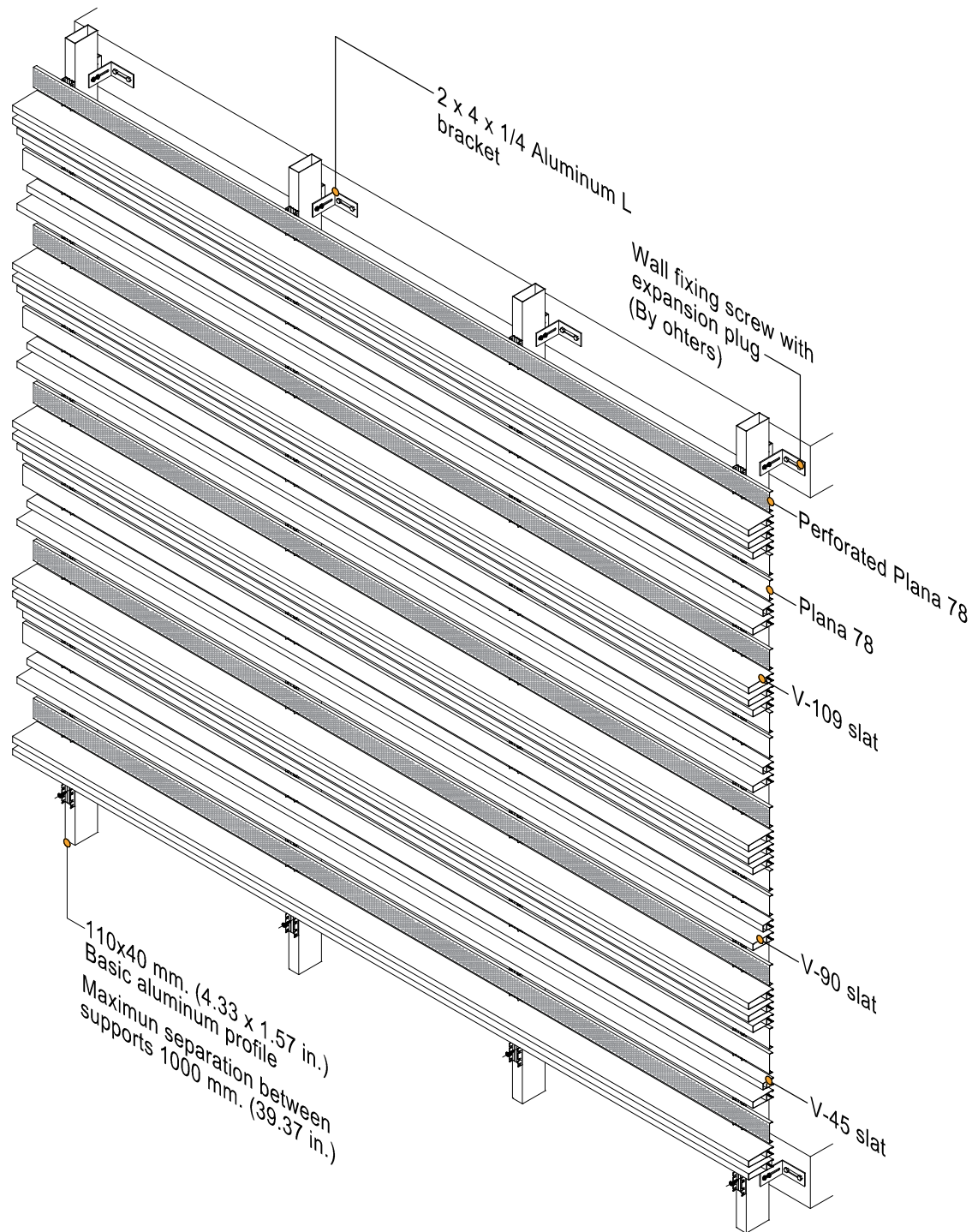
Date: September 2020
Dimensions: mm. (in.)

simple
architectural®
by simpleyfácil

EASYWALL FACADE

VENTILATED FACADE PROPOSAL, PLANA 78 (PERFORATED AND SMOOTH)
IN COMBINATION WITH V SERIES

Page 07-07



Technical department Simpleyfacil®
Specification workshop

Project:
Location:
Authorization:

Revision:
Revision:

Date: September 2020
Dimensions: mm. (in.)

 **simple**
architectural®
by simpleyfacil